



NB Wall

USER-FRIENDLY INTERFACE

SMART FLEET MANAGEMENT

DYNAMIC POWER CONTROL

BACK-OFFICE INTEGRATION OCPP 1.6

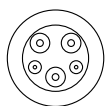
THE BEST SOLUTION FOR HOME AND CAR PARKS

NB Wall is a robust and attractive outdoor AC charging system, making it ideal for car parks and smart homes. It has been designed with durability, reliability and ease of use in mind. With output power of 2 x 22 kW (2 x 7.7 kW in US), NB Wall is compatible with AC Type 1 and 2 connectors. Its smart design offers a simple, fast and easy charging experience, which makes NB Wall the best AC charging solution for applications that require maximum integration with the most advanced functionalities.

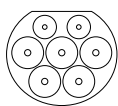
MULTIPLE CONNECTION OPTIONS

NB Wall has been designed to offer the most flexible charging solution to be installed in car parks and smart homes.

With up to 2 x 22 kW (2 x 7.7 kW in US) NB Wall is compatible with Type 1 and 2 AC connectors with outlet socket options or versions with straight and spiral cables.



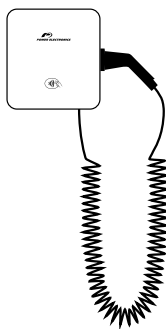
AC Type 1



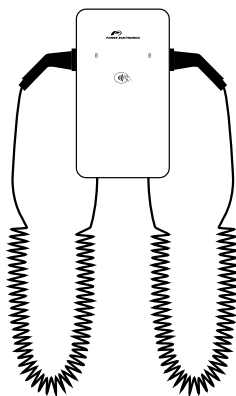
AC Type 2

OUTLET SOCKET VERSION

Type 1 or Type 2



2 x Type 1 or 2 x Type 2



HARD-WIRED VERSION

Type 2



2 x Type 2



USER-FRIENDLY INTERFACE

Intuitive experience

NB Wall has a smartphone app to facilitate the interaction with the user. Power Electronics chargers integrate a state indicator so that the drivers can easily identify its availability.

Payment and authentication system

Every charger is compatible with the most extended payment and authentication systems, offering the most useful solutions in the market for an easy interaction with the customer.



Bluetooth

Presence recognition through bluetooth connectivity.



RFID

Drivers can launch a charging session by tapping their RFID card.



Credit / debit card

Compatibility with contact-less (NFC) solutions, letting drivers initiate the charging process by simply tapping their credit / debit card.



Smartphone

Power Electronics' NB Charger smartphone application allows monitoring and the scheduling charging sessions, consult statistics and historical, update the software version, define users' roles and manage the charging energy.

ENERGY MANAGEMENT

Power Electronics has developed the most advanced functionalities for power balancing in vehicle fleet management. Designed to minimize the initial investment and operation costs.

Smart Fleet Management

This functionality is able to balance the power based on the number of charging posts in use. Therefore, the total power required to supply the total energy gets substantially reduced, representing a cost reduction in the electrical facility infrastructure and a cost saving due to a minor power contracted.

Dual Power Sharing

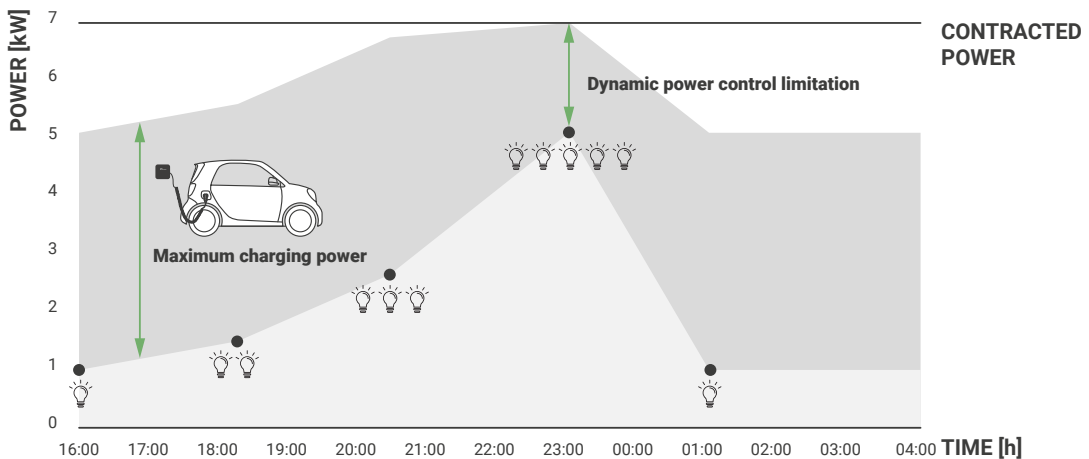
It allows to share the available power between the two charging points of the equipment so as not to exceed a fixed or dynamic limitation. This represents significant savings due to a lower contracted power.



Dynamic Power Control

This optional device ensures dynamic adaptation of the power being used to charge the vehicle in accordance with the

energy being consumed by other electrical loads in the facility, without having to increase contractual power capacity.



SMART AND CUSTOMIZABLE DESIGN

Customizable external enclosures

Power Electronics offers customizable external enclosures. The colour can be changed or logos and advertising can be added.



NB WALL

IEC

Model	ADVANCED	PROFESSIONAL
Frame	1	2
AC input [V]	400 (3ph + N + PE)	
Maximum output power per connector [kW]	22.2	
Energy measurement	Internal energy measurement	
	-	MID meter
Energy management	Smart Fleet Management	
Communications	Wifi	
	-	3G / 4G connectivity
	Ethernet	
	OCPP 1.6	
Authentication	Bluetooth	
	RFID card reader	
Protections	RCD Type A	
	-	RCM
External enclosure	IP54 / IK10 (IK08 for display and ventilation grilles)	
	White colour (RAL 9016 - microtexture painting)	
	C4 anti-corrosion protection ^[1]	
Glass colour	Black	
Operating temperature	From -25°C to 50°C	
Relative humidity	4% - 95%	
Cable input	Bottom input	Bottom and rear input
Interface	NB Charger App - Status indicator - Time schedule	
Dimensions (W x D x H) [mm]	310 x 200 x 310	310 x 200 x 560
Regulation	IEC 61851-1, IEC 61000-6-2, IEC 61000-6-3	

STANDARD MODELS

MODEL	REFERENCE	TYPE OF CONNECTOR
ADVANCED	NBWHA41	1 x AC Type 2 (Plug - 3 m)
	NBWHA42	1 x AC Type 2 (Socket)
PROFESSIONAL	NBWHP46	2 x AC Type 2 (Plug - 3 m)
	NBWHP47	2 x AC Type 2 (Socket)

[1] C3 anti-corrosion protection for stainless steel enclosure.

AVAILABLE OPTIONS

IEC

	DESCRIPTION	ADVANCED	PROFESSIONAL
ENCLOSURE	Customizable enclosure colour	○	○
	Customizable glass colour	○	○
	Stainless steel AISI 316L (2B)	○	○
	PE logo substitution	○	○
	Extra logo	○	○
CONNECTION CONFIGURATION	4 m cable (spiral)	○	○
	5 m cable (straight)	○	○
	Cable holder	○	○
	Anti-vandalism system (socket outlet)	○	○
	Connector locker	○	○
PROTECTIONS	RCM	○	●
	RCD Type A automatic reset	-	○
	MCB	○	○
COMMUNICATIONS	3G / 4G connectivity	○	●
ENERGY MANAGEMENT	MID meter	○	●
	Dynamic Power Control (< 65 A)	○	○
	Dynamic Power Control (< 100 A)	○	○

- Not available option
- Available option
- Included by default

NB WALL

US

Model	ADVANCED	PROFESSIONAL
Reference	NBWUA23	NBWUP28
Frame	1	2
AC input [V]	208 / 240 (L1, L2, PE)	
Maximum output power per connector [kW]	6.7 o 7.7	
Connector type	1 x AC Type 1 (12 ft)	2 x AC Type 1 (12 ft)
Energy measurement	Internal energy measurement	
Energy management	Smart Fleet Management	
Communications	Wifi	
	-	3G / 4G connectivity
	Ethernet	
	OCPP 1.6	
Authentication	Bluetooth	
	RFID card reader	
Protections	CCID	
External enclosure	NEMA 3R	
	White colour (RAL 9016 - microtexture painting)	
	C4 anti-corrosion protection ^[1]	
Glass colour	Black	
Operating temperature	From -13°F to 122°F	
Relative humidity	4% - 95%	
Cable input	Bottom input	Bottom and rear input
Interface	NB Charger App - Status indicator - Time schedule	
Dimensions (W x D x H) [ft]	1.01 x 0.65 x 1.01	1.01 x 0.65 x 1.84
Regulation	UL 2594, FCC Part 15 Class B, NEC 625	

[1] C3 anti-corrosion protection for stainless steel enclosure.

AVAILABLE OPTIONS

US

	DESCRIPTION	ADVANCED	PROFESSIONAL
ENCLOSURE	Customizable enclosure colour	○	○
	Customizable glass colour	○	○
	Stainless steel AISI 316L (2B)	○	○
	PE logo substitution	○	○
	Extra logo	○	○
CONNECTION CONFIGURATION	13.1 ft cable (spiral)	○	○
	18 ft cable (straight)	○	○
	Cable holder	○	○
	Plug-in version NEMA 6-50	○	-
	Connector locker	○	○
PROTECTIONS	MCB	○	○
COMMUNICATIONS	3G/4G connectivity	○	●
ENERGY MANAGEMENT	Revenue meter	○	○
	Dynamic Power Control (< 65 A)	○	○
	Dynamic Power Control (< 100 A)	○	○

- Not available option
- Available option
- Included by default