



NB Wall

USER-FRIENDLY INTERFACE

SMART FLEET MANAGEMENT

DYNAMIC POWER CONTROL

BACK-OFFICE INTEGRATION OCPP 1.6

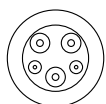
THE BEST SOLUTION FOR HOME AND CAR PARKS

NB Wall is a robust and attractive outdoor AC charging system, making it ideal for car parks and smart homes. It has been designed with durability, reliability and ease of use in mind. With output power of 2 x 22 kW (2 x 7.7 kW in US), NB Wall is compatible with AC Type 1 and 2 connectors. Its smart design offers a simple, fast and easy charging experience, which makes NB Wall the best AC charging solution for applications that require maximum integration with the most advanced functionalities.

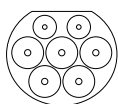
MULTIPLE CONNECTION OPTIONS

NB Wall has been designed to offer the most flexible charging solution to be installed in car parks and smart homes.

With up to 2 x 22 kW (2 x 7.7 kW in US) NB Wall is compatible with Type 1 and 2 AC connectors with outlet socket options or versions with straight and spiral cables.



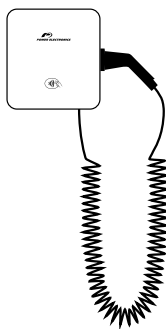
AC Type 1



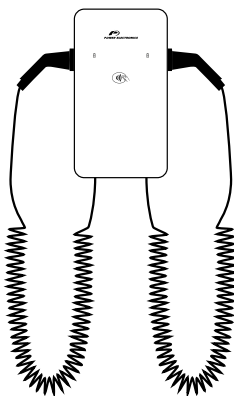
AC Type 2

OUTLET SOCKET VERSION

Type 1 or Type 2



2 x Type 1 or 2 x Type 2



HARD-WIRED VERSION

Type 2



2 x Type 2



USER-FRIENDLY INTERFACE

Intuitive experience

NB Wall has a smartphone app to facilitate the interaction with the user. Power Electronics chargers integrate a state indicator so that the drivers can easily identify its availability.

Payment and authentication system

Every charger is compatible with the most extended payment and authentication systems, offering the most useful solutions in the market for an easy interaction with the customer.



Bluetooth

Presence recognition through bluetooth connectivity.



RFID

Drivers can launch a charging session by tapping their RFID card.



Credit / debit card

Compatibility with contact-less (NFC) solutions, letting drivers initiate the charging process by simply tapping their credit / debit card.



Smartphone

Power Electronics' NB Charger smartphone application allows monitoring and the scheduling charging sessions, consult statistics and historical, update the software version, define users' roles and manage the charging energy.

ENERGY MANAGEMENT

Power Electronics has developed the most advanced functionalities for power balancing in vehicle fleet management. Designed to minimize the initial investment and operation costs.

Smart Fleet Management

This functionality is able to balance the power based on the number of charging posts in use. Therefore, the total power required to supply the total energy gets substantially reduced, representing a cost reduction in the electrical facility infrastructure and a cost saving due to a minor power contracted.

Dual Power Sharing

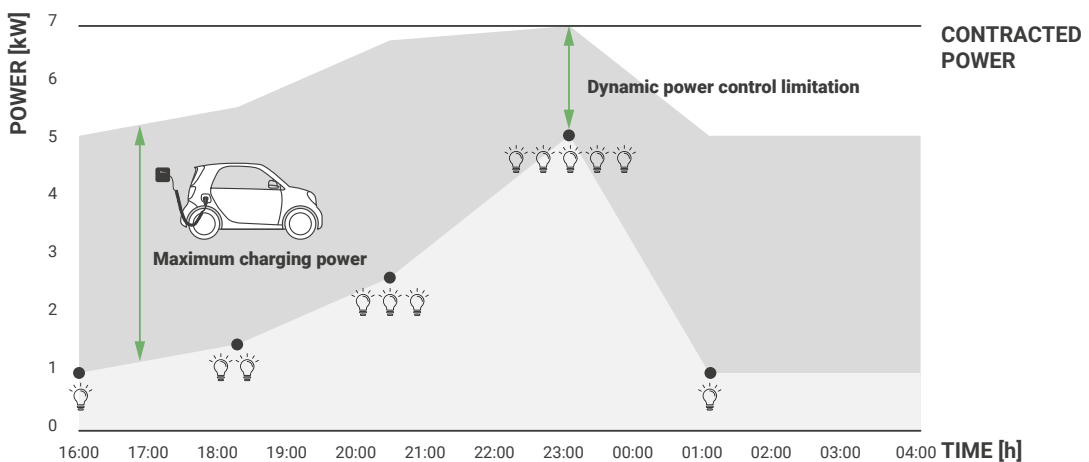
It allows to share the available power between the two charging points of the equipment so as not to exceed a fixed or dynamic limitation. This represents significant savings due to a lower contracted power.



Dynamic Power Control

This optional device ensures dynamic adaptation of the power being used to charge the vehicle in accordance with the

energy being consumed by other electrical loads in the facility, without having to increase contractual power capacity.



SMART AND CUSTOMIZABLE DESIGN

Customizable external enclosures

Power Electronics offers customizable external enclosures. The colour can be changed or logos and advertising can be added.



NB WALL

IEC

Model	BASIC	ADVANCED	PROFESSIONAL
AC input [V]		400 (3ph + N +PE)	
Maximum output power per connector [kW]		22.2	
Energy measurement		Internal energy measurement	
	-	-	MID meter
Energy management		Smart Fleet Management	
Communications		Wifi	
	-	-	3G / 4G connectivity
		Ethernet	
		OCPP 1.6	
Authentication		Bluetooth	
		RFID card reader	
Protections	-	RCD Type A	RCD Type A
	-	MCB	MCB
	-	RCM	RCM
External enclosure		IP54 / IK10 (IK08 for display and ventilation grilles)	
		White colour (RAL 9016 - microtexture painting)	
		C4 anti-corrosion protection ^[1]	
Glass colour		Black	
Operating temperature		From -25°C to 50°C	
Relative humidity		4% - 95%	
Interface		NB Charger App - Status indicator	
Dimensions (W x D x H) [mm]		Frame 1: 310 x 200 x 310 Frame 2: 310 x 200 x 750	
Cable input		Frame 1: Bottom input Frame 2: Bottom and rear input	
Regulation		IEC 61851-1, IEC 61000-6-2, IEC 61000-6-3	

[1] C3 anti-corrosion protection for stainless steel enclosure..

STANDARD MODELS

IEC

MODEL	MODEL	REFERENCE	TYPE OF CONNECTOR
FRAME 1	BASIC	NBWHB41	1 x AC Type 2 (Plug - 4 m spiral)
		NBWHB42	1 x AC Type 2 (Socket)
	ADVANCED	NBWHA41	1 x AC Type 2 (Plug - 4 m spiral)
		NBWHA42	1 x AC Type 2 (Socket)
	PROFESSIONAL	NBWHP41	1 x AC Type 2 (Plug - 4 m spiral)
		NBWHP42	1 x AC Type 2 (Socket)
FRAME 2	BASIC	NBWHB46	2 x AC Type 2 (Plug - 4 m spiral)
		NBWHB47	2 x AC Type 2 (Socket)
	ADVANCED	NBWHA46	2 x AC Type 2 (Plug - 4 m spiral)
		NBWHA47	2 x AC Type 2 (Socket)
	PROFESSIONAL	NBWHP46	2 x AC Type 2 (Plug - 4 m spiral)
		NBWHP47	2 x AC Type 2 (Socket)

AVAILABLE OPTIONS

CABLE LENGTH	5 m cable (straight)
ENERGY MANAGEMENT	Dynamic Power Control (< 65 A)
	Dynamic Power Control (< 300 A)

NB WALL

US

Model	BASIC	ADVANCED	PROFESSIONAL
AC voltage input [V]		208 / 240 (L1, L2, PE)	
Maximum output power per connector [kW]		6.7 / 7.7	
Energy measurement		Internal energy measurement	
	-	-	Revenue meter
Energy management		Smart Fleet Management	
Communications		Wifi	
	-	-	3G / 4G connectivity
		Ethernet	
		OCPP 1.6	
Authentication		Bluetooth	
		RFID card reader	
Protections	-	CCID	CCID
	-	MCB	MCB
External enclosure		NEMA 3R	
		White colour (RAL 9016 - microtexture painting)	
		C4 anti-corrosion protection ^[1]	
Glass colour		Black	
Operating temperature		From -13°F to 122°F	
Relative humidity		4% - 95%	
Interface		NB Charger App - Status indicator	
Dimensions (W x D x H) [ft]		Frame 1: 1.01 x 0.65 x 1.01 Frame 2: 1.01 x 0.65 x 2.46	
Cable input		Frame 1: Bottom input Frame 2: Bottom and rear input	
Regulation		UL 2594, FCC Part 15 Class B, NEC 625	

[1] C3 anti-corrosion protection for stainless steel enclosure.

STANDARD MODELS

US

FRAME	MODEL	REFERENCE	TYPE OF CONNECTOR
Frame 1	BASIC	NBWUB23	1 x AC Type 1 (Plug - 13.1 ft spiral)
	ADVANCED	NBWUA23	1 x AC Type 1 (Plug - 13.1 ft spiral)
	PROFESSIONAL	NBWUP23	1 x AC Type 1 (Plug - 13.1 ft spiral)
Frame 2	BASIC	NBWUB28	2 x AC Type 1 (Plug - 13.1 ft spiral)
	ADVANCED	NBWUA28	2 x AC Type 1 (Plug - 13.1 ft spiral)
	PROFESSIONAL	NBWUP28	2 x AC Type 1 (Plug - 13.1 ft spiral)

AVAILABLE OPTIONS

CABLE LENGTH	18 ft cable (straight)
ENERGY MANAGEMENT	Dynamic Power Control (< 300 A)